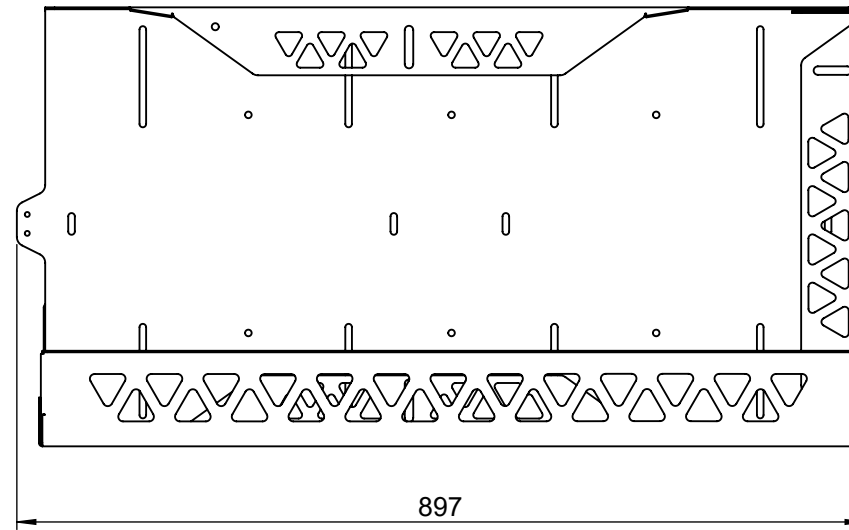
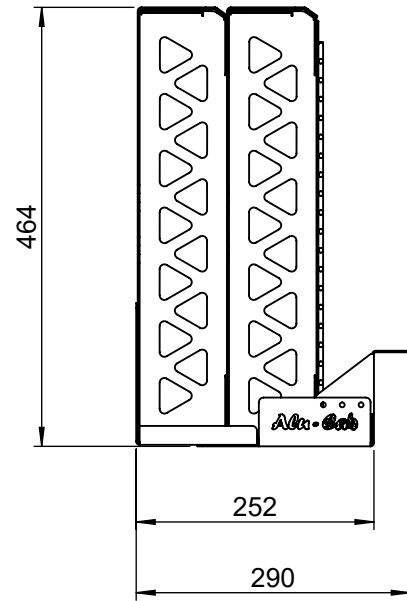
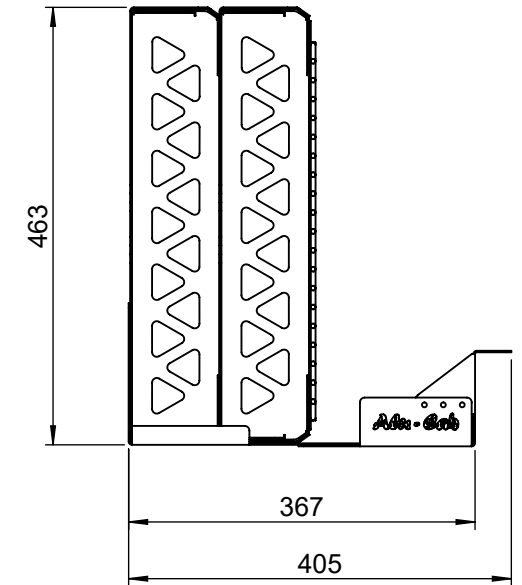


EXTERNAL MOUNTING DIMENSIONS (2 & 4 CHAIR CARRIERS)

MINIMUM HEIGHT & WIDTH

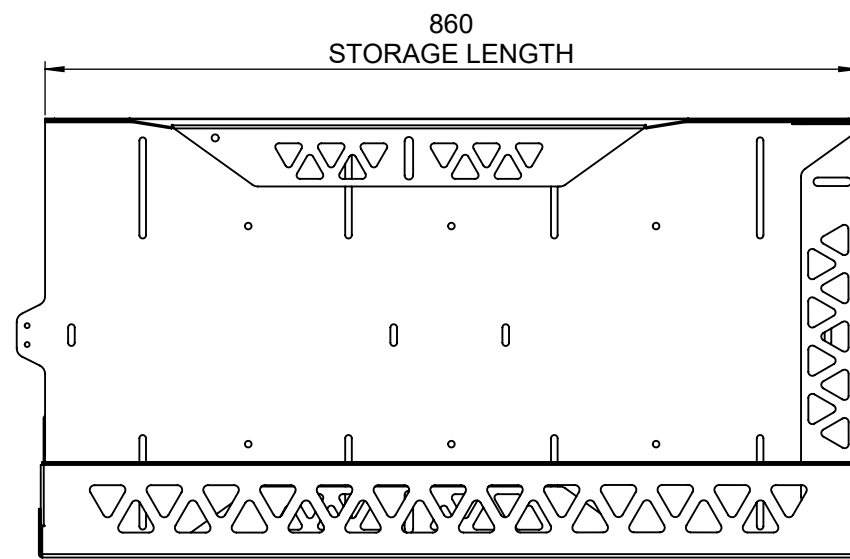
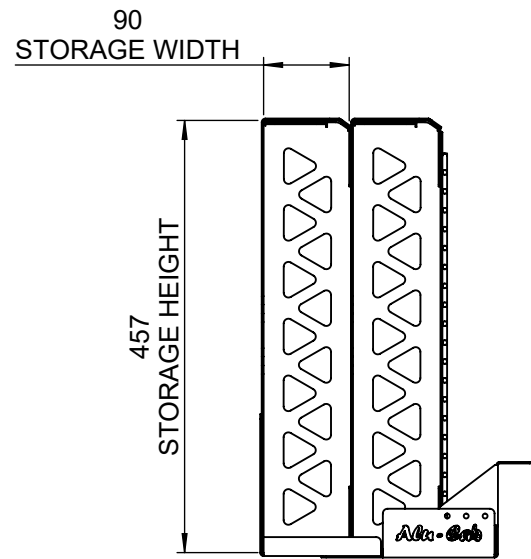


MAXIMUM HEIGHT & WIDTH



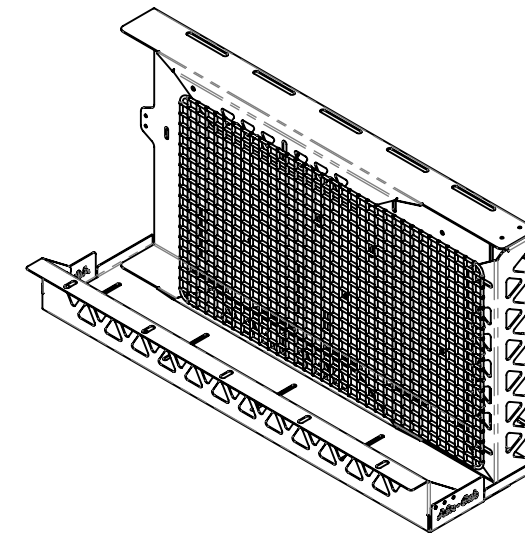
INTERNAL / STORAGE DIMENSIONS PER MODULE

2 CHAIR CARRIER - 1 MODULE
4 CHAIR CARRIER - 2 MODULES

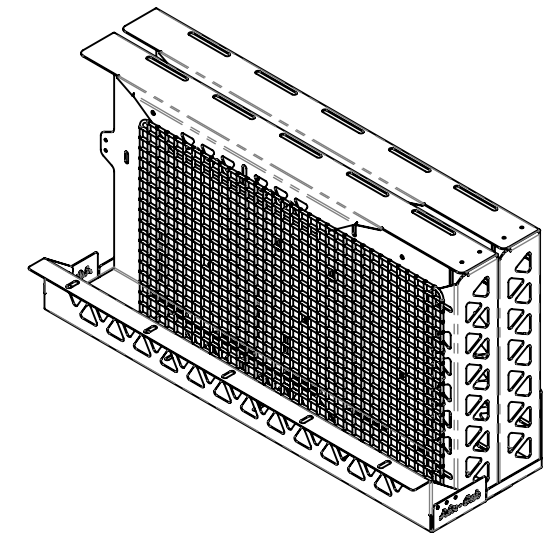


ISOMETRIC VIEWS SCALE 1 : 12

2
CHAIR CARRIER



4
CHAIR CARRIER



- NOTES:**
- GRID, FASTENERS & OTHER SMALL ITEMS HIDDEN IN CERTAIN VIEWS FOR CLARITY
 - CHAIR CARRIERS DESIGNED TO SUIT FRONT RUNNER EXPANDER CAMPING CHAIRS

TOLERANCES TO ASSUME UNLESS INDICATED OTHERWISE		
NOM DIMENSION RANGE (mm)		TOLERANCE
0.50 - 3.00		± 0.10
3.00 - 6.00		± 0.15
6.00 - 30		± 0.20
30 - 120		± 0.30
120 - 400		± 0.50
400 - 1000		± 1.00
1000 - 1000<		± 2.00

DESCRIPTION:
CHAIR CARRIERS - GA

PROJECT:
ACCESSORIES

DRAWN BY:
B NEEDHAM

DATE:
30.04.20

THE INFORMATION CONTAINED WITHIN THIS DOCUMENT IS THE INTELLECTUAL PROPERTY OF ALU-CAB (PTY) LTD

SHEET:
A3

SCALE:
1:8

SHEET
1 of 1



DRAWING NO.
CHAIR CARRIERS - GA

REV
00

REVISIONS

REV.	DESCRIPTION	ECO	DATE	APPROVED
1				
2				
3				
4				
5				